



Lesson Two Notes

Before moving on to Lesson 2 make sure you can play along to the videos: Exercise 4 & 7

Don't forget to check your tuning:



Exercise 8, is one of the songs in my book "Become A Guitarist Today" called "Plane Groove". This one starts on the 3rd string, 2nd fret, the A note played twice. Then we move to the 2nd string and play the 1st fret with our 1st finger, the C note, and the 3rd fret on the same string with our 3rd finger, the D note.

Exercise 8

Adam Roach

| | | | | | | | |
|---|---|---|---|---|---|---|---|
| T | | | | | | | |
| A | 2 | 2 | 1 | 3 | 2 | 2 | 1 |
| B | | | | | | | 3 |

Exercise 9 is also from my book. It is the first 4 bars of my song called "Dynamite".

We are going to start from the 5th fret using our little finger, then 2nd finger on the 3rd fret and 1st finger on the 2nd fret.

Exercise 9

Adam Roach

Measures 1-4 of Exercise 9. The notation consists of a treble clef staff with a key signature of one sharp (F#) and a 4/4 time signature. The notes are: G5 (quarter), G5 (quarter), G5 (quarter), G5 (quarter), F#5 (quarter), F#5 (quarter), F#5 (quarter), F#5 (quarter), E5 (quarter), E5 (quarter), E5 (quarter), E5 (quarter). The guitar tablature below shows the fretting: 5 5 | 5 5 | 3 3 | 3 3 | 2 2 | 2 3 | 0 0.

Measures 5-8 of Exercise 9. The notation consists of a treble clef staff with a key signature of one sharp (F#) and a 4/4 time signature. The notes are: E5 (quarter), E5 (quarter), E5 (quarter), E5 (quarter), D#5 (quarter), D#5 (quarter), D#5 (quarter), D#5 (quarter), C#5 (quarter), C#5 (quarter), C#5 (quarter), C#5 (quarter). The guitar tablature below shows the fretting: 0 | 5 5 | 5 5 | 3 3 | 3 3.

Measures 9-12 of Exercise 9. The notation consists of a treble clef staff with a key signature of one sharp (F#) and a 4/4 time signature. The notes are: B4 (quarter), B4 (quarter), B4 (quarter), B4 (quarter), A4 (quarter), A4 (quarter), A4 (quarter), A4 (quarter), G4 (quarter), G4 (quarter), G4 (quarter), G4 (quarter). The guitar tablature below shows the fretting: 2 2 | 2 3 | 0 0 | 0 5.

Exercise 10 is a scale which consists of 8 notes. The G Major scale.

Exercise 10

Exercise 10 is a scale consisting of 8 notes in G Major. The notation is presented in two systems, each with a treble clef staff and a guitar tablature staff. The first system contains the first four measures, and the second system contains the last four measures. The notes are: G (0), A (2), B (0), C (1), D (3), E (0), F# (2), and G (3).

The last exercise is a great workout for all of your fingers on your fretting hand.

Exercise 11

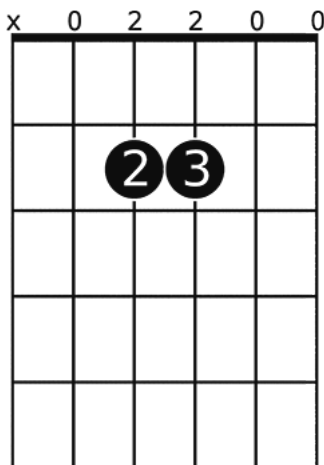
Exercise 11 is a chromatic scale exercise. The notation is presented in two systems, each with a treble clef staff and a guitar tablature staff. The first system contains the first four measures, and the second system contains the last four measures. The notes are: G (5), Ab (6), A (7), Bb (8), B (5), C (6), C# (7), D (8), Eb (5), E (6), F (7), and F# (8).

Click on the links to try this exercise where it gradually gets faster to build up your speed.

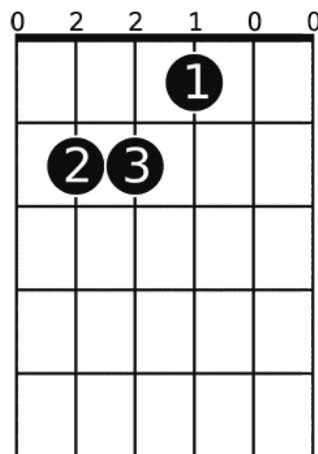


New Chords

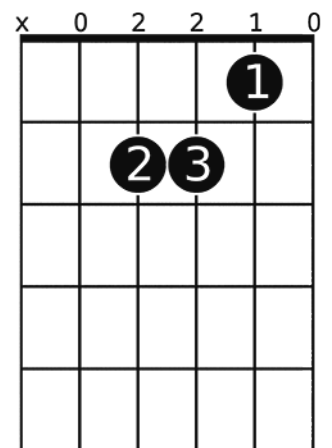
A9



E



Am



Exercise 12: Em to A9

Exercise 13: E Major Chord (E)

Exercise 14: Am chord

Exercise 15: E to Am

I hope you have enjoyed the first 2 free lessons.

From here it is really up to you on how far you want to take it.

You have the choice to purchase the next 8 lessons for only \$40 and learn lots more exercises, songs and another 6 chords, all the PDF's to each lesson to follow along to.

BUY NOW

You will also receive a free copy of my book "Become A Guitarist Today". It has all the PDF's plus other tips for your playing.

Or you can purchase the individual lessons for only \$7.50 a lesson at a time to see how far you want to go.

Each lesson is the same as having a one on one private lesson for \$30 a lesson. That's a value of \$240. Or by adding in these 2 free lessons it actually takes the value up to \$300. All you pay is \$40.

You will also get lifetime access to the closed Facebook group where you can share your progress with others and ask any questions. You will find more tips and techniques for you to learn. There will also be additional lessons plus monthly workshops where you can join me for lots of workshops covering various topics.

Even once you have completed these 10 lessons you will be able to learn so much more just in this Facebook group.

Here is what you will learn in the next 8 lessons:

- You will learn one of the most important things there is to learn about guitar playing, how to read guitar tablature. By doing this you will be able to play millions of songs, I will show you the best apps and websites for learning songs.
- You will learn more melodies, Chords and strumming patterns.
- All PDF's to every lesson that include lesson notes, chord charts and Youtube playlist links for additional learning.

- By lesson 10 you will be able jam along to 5 songs that I have wrote especially for this course and you will have the chance to perform them live.
- Lots of Youtube links to benefit your playing that are updated every month.
- A PDF copy of my book “Become A Guitarist Today” Book 1.
- You will receive a PDF checklist so you check of everything you have learnt and fill in the dates.

So click this link now to join up:

JOIN NOW

I hope to see you at the next lesson so I can help you become a guitarist today.

Before you go check out some more Youtube videos that you can play along to for Lesson 2.

Optional Youtube Links:
Lesson 2 Playlist